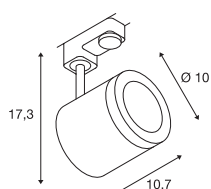


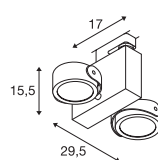

ENOLA C TRACK
3Ph.

220-240V ~50/60Hz | 500mA
Systemleistung: 11W
Material: Aluminium



hV	Color Temp / Beam Angle	Energy Class
152430, 152431	1040lm 3000K	A → G A ↑ G ↓ E

Variante	Art. Nr.
1040lm 3000K CRI80 55° ■ schwarz	152430
1040lm 3000K CRI80 55° □ weiß	152431

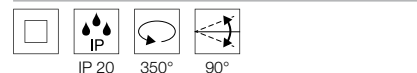
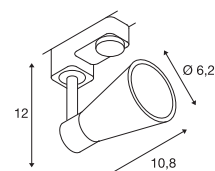
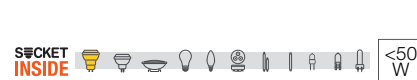
TEC KALU TRACK
3Ph., double, PHASE

220-240V ~50/60Hz | 700mA
Systemleistung: 31W
Material: Aluminium / Polycarbonat (PC)



hV	Color Temp / Beam Angle	Energy Class
1001419, 1001420	1900lm 3000K	A → G A ↑ G ↓ E

Variante	Art. Nr.
1900lm 3000K CRI80 60° ■ schwarz	1001419
1900lm 3000K CRI80 60° ■ weiß / schwarz	1001420

AVO TRACK
3Ph., QPAR51

230V ~50/60Hz
Material: Stahl



hV	Color Temp / Beam Angle	Energy Class
GU10 <50W Ø: 5 cm		A → G A ↑ G ↓ E

LED GU10 51mm | 6W | 38°
3000K | 470lm | EEK=F
6kWh/1000h



Art. Nr. **1005078**

Variante	Art. Nr.
1xGU10 ■ schwarz	152640
1xGU10 □ weiß	152641