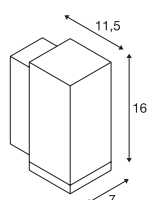
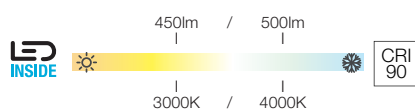
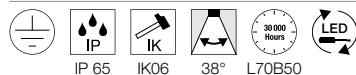
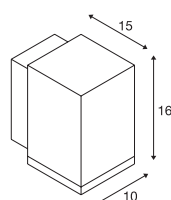
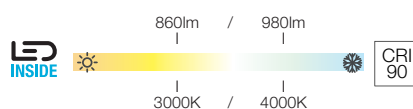
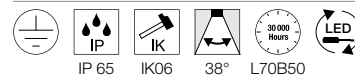
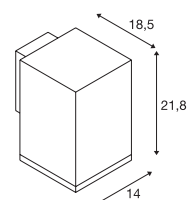
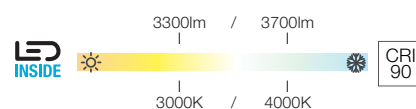


ENOLA SQUARE S
WL, single

100-240V ~50/60Hz | 500mA
Systemleistung: 6W
Material: Aluminium / Glas

ENOLA SQUARE M
WL, single

220-240V ~50/60Hz | 500mA
Systemleistung: 11W
Material: Aluminium / Glas

ENOLA SQUARE L
WL, single

220-240V ~50/60Hz | 900mA
Systemleistung: 36W
Material: Aluminium / Glas



		A → G
1003416	450/500lm 3000/4000K	A ↑ G E



■ Abstandshalter
Art. Nr. 1002853
■ Reflektor 60°
Art. Nr. 1005262



		A → G
1003417	860/980lm 3000/4000K	A ↑ G E



■ Abstandshalter
Art. Nr. 1002853
■ Linse 19°
Art. Nr. 1005205
■ Linse asymmetrisch
Art. Nr. 1005206
■ Reflektor 60°
Art. Nr. 1005207



		A → G
1003437	3300/3700lm 3000/4000K	A ↑ G E



■ Abstandshalter
Art. Nr. 1002853
■ Reflektor 60°
Art. Nr. 1005263



Variante	Art. Nr.
450/500lm 3000/4000K CRI90	
■ anthrazit	1003416

Variante	Art. Nr.
860/980lm 3000/4000K CRI90	
■ anthrazit	1003417

Variante	Art. Nr.
3300/3700lm 3000/4000K CRI90	
■ anthrazit	1003437