

INSTALLATION MANUAL

62018AF

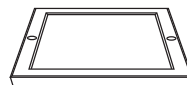
ecolight



80
CRI



220x220mm



18mm

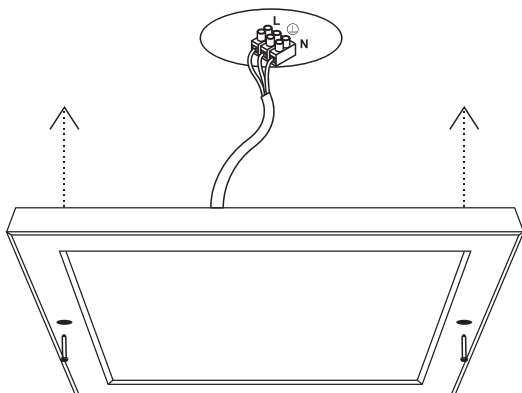
one
LIGHT

230V | SMD 4014 | 18W | IP40 | Aluminium + PC

Complete with driver.


SURFACE MOUNTED

A



Fix the plafo using the screws provided.

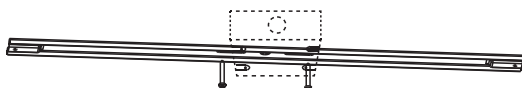
B



Cover the holes with rubber plugs provided.


INSTALL USING THE BRACKET

A



Fix the bracket onto the box with the screws provided.

B



Fix the plafo onto the bracket with screws, and then
Cover the holes with rubber plugs provided.

Warnings:

1. Make sure that the product is installed properly before connecting to electricity.
2. Do not cover the fitting.
3. Maintenance and installation should only be carried out by a professional electrician.