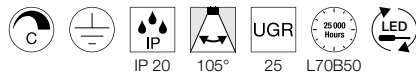
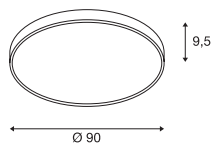
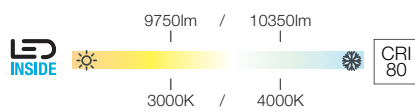


MEDO 90 AMBIENT
CL, PHASE

220-240V ~50/60Hz | 1050mA

Systemleistung: 78W

Material: Aluminium / Polycarbonat (PC)

• Abhängeset exkl.



		A → G
Up/Down	9750/10350lm 3000/4000K	A G D



■ Abhängeset 1,5m

Art. Nr. 135250

□ Abhängeset 1,5m

Art. Nr. 135251

■ Abhängeset 5m

Art. Nr. 135254

□ Abhängeset 5m

Art. Nr. 1001950

■ Abhängeset 5m

Art. Nr. 1001951

■ Abhängeset 5m

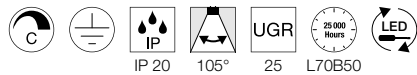
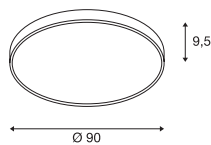
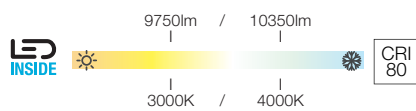
Art. Nr. 1001952

Variante	Art. Nr.
Up: 125/125lm 3000/4000K CRI80 Down: 9625/10225lm 3000/4000K CRI80	
■ schwarz	1001878
Up: 125/125lm 3000/4000K CRI80 Down: 9625/10225lm 3000/4000K CRI80	
□ weiß	1001879
Up: 125/125lm 3000/4000K CRI80 Down: 9625/10225lm 3000/4000K CRI80	
■ grau	1001880

1001886

135



MEDO 90 AMBIENT
CL, PHASE

220-240V ~50/60Hz | 1050mA

Systemleistung: 78W

Material: Aluminium / Polycarbonat (PC)

• Abhängeset exkl.



		A → G
Up/Down	9750/10350lm 3000/4000K	A t G D



■ Abhängeset 1,5m	
Art. Nr. 135250	
□ Abhängeset 1,5m	
Art. Nr. 135251	
■ Abhängeset 1,5m	
Art. Nr. 135254	
□ Abhängeset 5m	
Art. Nr. 1001950	
■ Abhängeset 5m	
Art. Nr. 1001951	
■ Abhängeset 5m	
Art. Nr. 1001952	

Variante	Art. Nr.
Up: 125/125lm 3000/4000K CRI80 Down: 9625/10225lm 3000/4000K CRI80	
■ schwarz	1001878
Up: 125/125lm 3000/4000K CRI80 Down: 9625/10225lm 3000/4000K CRI80	
□ weiß	1001879
Up: 125/125lm 3000/4000K CRI80 Down: 9625/10225lm 3000/4000K CRI80	
■ grau	1001880

1001887 258

1001881 258

